

New

546 Star Pilot Pumps

- Optimized durability designed for 24/7 production conditions
- Under 5% peak-to-peak pressure pulsation
- Intended for Process applications requiring HP metering and Accurate fluid flows



ASI 546 Series Features:

- ❖ **Intuitive Touchscreen display**
- ❖ **USB-serial connection**
- ❖ **Modbus RTU communications via USB**
- ❖ **Available in Stainless Steel**
- ❖ **250 mL/min., 500 mL/min., 1,000 mL/min. and 1,500 mL/min. available**
- ❖ **Self-priming Pump Head**
Integral prime/purge for rapid solvent changes and self-priming
- ❖ **Solvent Compressibility Compensation**
User can select from a library of 15 solvents
Fourteen additional user-configured solvents
- ❖ **Easy Maintenance**
All user serviceable components are accessed via the front panel

ASI

Description and Specifications

AS/546 series metering pumps are intended for manufacturing & engineering applications requiring high pressure metering and accurate fluid flows. The 546 series metering pump features one of four standard flow ranges: 250, 500, 1,000 and 1,500 mL.

The 546 series has been optimized for 24/7 production conditions with less than 5% peak-to-peak pressure pulsation. For applications that require absolute minimum pressure pulsation, please consider 545 series pumps.

All pump types feature:

Self-priming pump head

Integral prime/purge assembly for changing solvent quickly

Wash option for USE when running buffers

User interface consists of touchscreen display or Modbus RTU (USB-serial)

Part Numbers	Flow Range	Pmax
546-0250HP	2.00 mL/min. - 250 mL/min.	10,000 PSI
546-0500	2.00 mL/min. - 500 mL/min.	6,500 PSI
546-1000	2.00 mL/min. – 1,000 mL/min.	4,500 PSI
546-1500	5.00 mL/min. – 1,500 mL/min.	3,000 PSI

Pulsation:	5% Δ P/P *
Flow Precision:	0.50%, 100 - 500 mL/min.*
Flow Accuracy:	± 200 µL/min. or ±1% of selected flow rate whichever is greater*
Wetted Materials:	316 Stainless Steel, PEEK, Titanium, PTFE or UHMW, YSZ Ceramic, Sapphire & Ruby

*All specifications are under load conditions of 500 PSI & temperature of 20° Celsius.

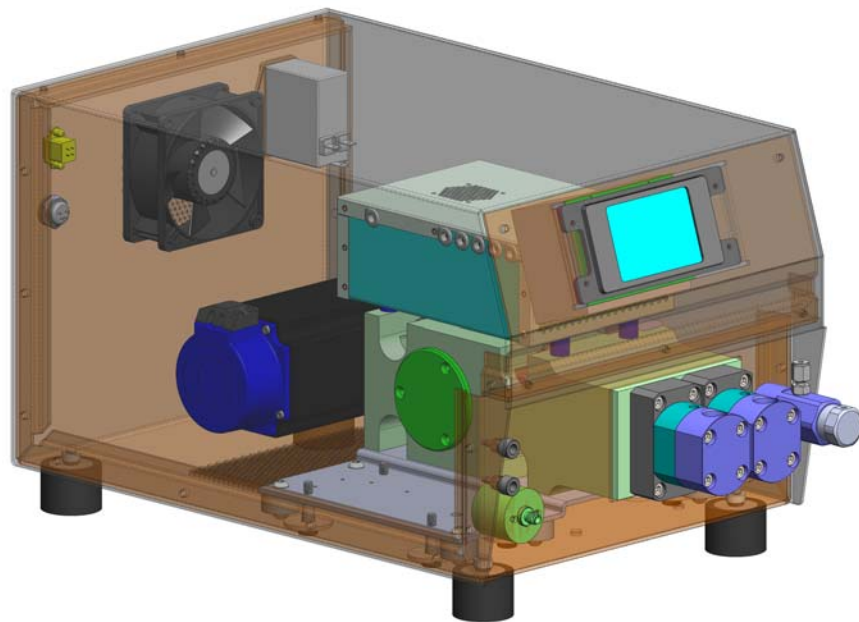
Pump Features

- **Operating Temperature:** 10 – 40° Celsius, = 80% RH non-condensing
- **CAT II:** Device
- **Power:** International AC input 220/240VAC & 50/60Hz, Single Phase
- **Method programming via USB-serial computer connection; Modbus protocol, up to 1,000 Methods-Steps**
- **Modbus RTU over serial-USB 2.0**
- **Constant pressure mode option**
- **Dimensions:** 11.5" W x 20.75" D x 11.25" H
- **Weight:** 75 lbs.

What can we engineer for YOU?

ASI has supplied custom OEM pump assembly solutions for

Proteomics-LCMS
Process Instrumentation
Pharmaceutical Manufacturing
Supercritical Fluid Chromatography
Preparative Chromatography
Biotech and SEC/GPC Systems



Pump Assembly in chassis

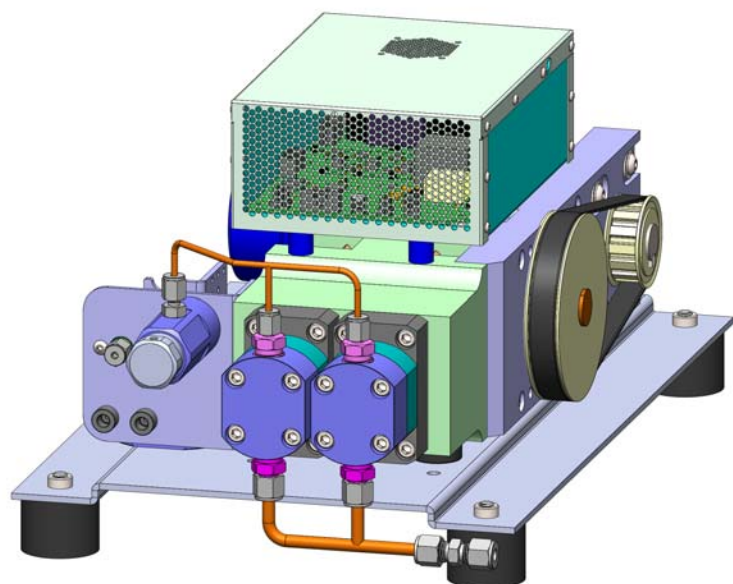
Wash Pump and Damper are available for custom configuration

See next page for illustration of a typical OEM configuration

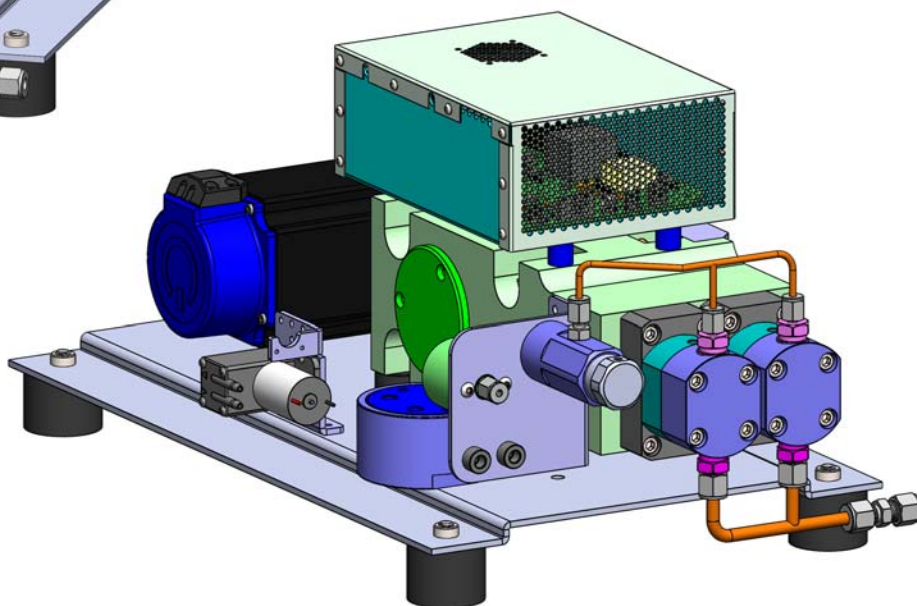
We will make a custom configuration per your specification

Typical OEM configuration

We will make a custom configuration per your specification



For illustration only, pump configured with Hydraulic module, Wash Pump, Damper and ServoController on Base Plate



For Titanium or PEEK wetted materials, please contact us

Analytical Scientific Instruments US, Inc.
3023 Research Drive Richmond CA 94806 USA
www.hplc-asi.com Phone: 510-669-2250 info@hplc-asi.com

ASI Analytical Scientific Instruments US

Copyright © 2026 ASI - Analytical Scientific Instruments US, Inc.
Rev. 08_07_2025